



*Northern and Southern Utah's home for vulnerable and homeless youth*

## Mission

Youth Futures provides safe shelter, collaborative resources, respectful guidance and diverse support to homeless, unaccompanied, runaway and at-risk youth in Northern and Southern Utah.

## Programs and Services

Youth Futures creates a world where runaway and homeless youth (RHY) can access a safe and affirming place to call home and get their lives back on track. We connect each youth, on an individual basis, with resources to build the skills that are needed to ensure a healthy future. RHY are guided in a supportive, loving and productive way, so as to encourage their own personal path for their future. Programs include:

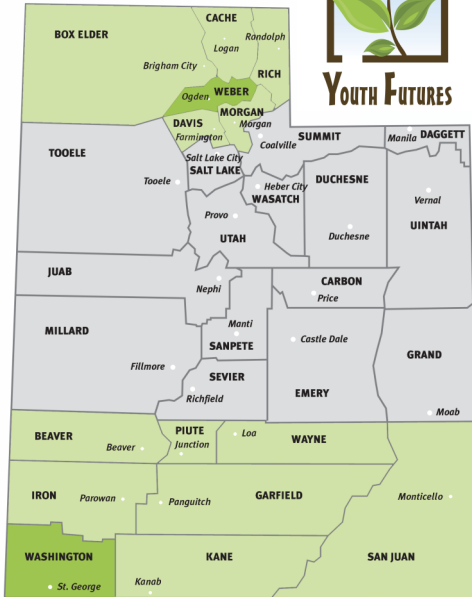
- **RESIDENTIAL SHELTER:** temporary overnight shelter beds for youth ages 12-18 (16 Ogden/10 St. George, including meeting basic needs, intensive case management, therapy, life skills classes, aftercare and connections to educational and community resources to help youth become re-united with family or become more resilient and self-sufficient
- **DAYTIME SERVICES:** case management, meals, resource room supplies and referrals to community resources for youth not accessing shelter services
- **STREET OUTREACH:** weekly efforts in collaboration with community partners to build trust and rapport with youth, provide food, hygiene kits and information about services

## 2018 Statistics

A total of 439 runaway and homeless youth (RHY) were served by Youth Futures in 2018:

MEASURE	OGDEN	ST. GEORGE*	TOTAL
<i>RHY Sheltered</i>	79	14	93
<i>Shelter Nights</i>	3,663	439	4102
<i>Average Shelter Nights per RHY</i>	46.4	31.4	43
<i>Case Management Incidences</i>	1028	21	1049
<i>RHY Accessing Drop-In Services</i>	264	10	274
<i>Drop-In Incidences</i>	1771	35	1806
<i>Meals Served</i>	9369	914	10283
<i>Resource Room Access</i>	818	97	915
<i>RHY Accessing Street Outreach Services (ages 12-24)</i>	72	<i>Program began in 2019</i>	72
<i>Street Outreach Hours</i>	825	<i>Program began in 2019</i>	825

\*Youth Futures St. George opened on October 20, 2018.



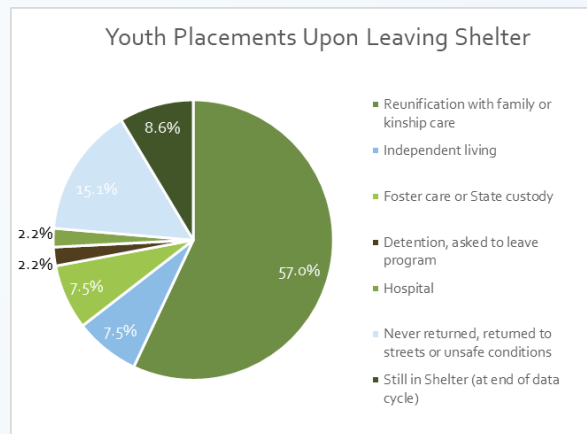
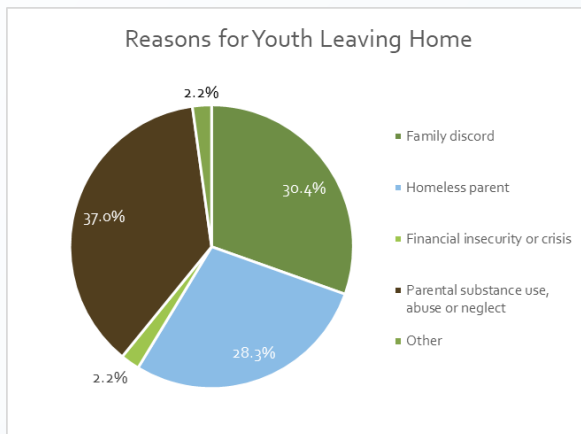
## Need for Homeless Youth Shelters

An estimated 5,000 youth in Utah experience homelessness for at least one night a year. It is critically important to reach out to this population because RHY are at a higher risk of mental health problems, physical abuse, substance abuse, sexual exploitation and trafficking, suicide attempts and death. Studies also show that:

- 1 in 7 young people between the ages of 10-18 will run away
- 75% of RHY are female
- Estimated number of pregnant RHY girls are between 6-22%
- Between 20-40% of RHY identify as LGBTQ
- 46% of RHY reported physical abuse
- 38% of RHY reported emotional abuse
- 17% of RHY reported being forced into unwanted sexual activity by a family or household member
- 75% of RHY have dropped out or will drop out of school

## Demographics

Youth Futures' purpose is to provide unaccompanied, runaway and homeless youth with a safe and nurturing environment where they can develop the needed skills to become active, healthy, successful members of our future world. Of the 93 RHY being sheltered, 16.3% were between the ages of 12-15, 76.1% were between the ages of 16-17 and 7.6% were non-emancipated 18-year-olds. Gender identity was reported as 59% male; 32% female and 2% queer. About 52% of youth who entered shelter reported suicidal ideation and previous suicide attempts. A primary goal of our programming, whenever possible, is to reunite the youth with their family or with kinship care, with 57.0% of youth being reunified in 2018.



## 2018 Financials

Youth Futures continues working to build a strong foundation of diversified funding better stabilize the organization and to strengthen long-term relationships with funders. In 2018, we had total audited revenues of \$1,412,121 (a 65% increase over 2017 revenues) and allocated to operations (\$751,800) and the St. George Capital Campaign (\$660,321). Total expenses in 2018 were \$1,167,895, of which program expenses were \$934,274 (80%), management and general expenses were \$100,594 (8.6%) and fundraising expenses were \$133,027 (11.4%).



## PERFORMANCE MEASURES 2016-2018

Youth Futures' overarching goal is to eliminate the need for another youth to sleep on the streets and envision a world where all youth have a safe, supportive and affirming place to call home. The following program objectives were used to evaluate programming and measure growth in Northern Utah from 2016 to 2018.

Objective	2015 Baseline	2016 Status (*against Baseline)	2017 Status (*against Baseline)	2018 Status (*against Baseline)
<b>OGDEN SHELTER HOME</b>				
Increase shelter night stays by 25% per year	32 Youth (RHY) 996 Shelter Nights	54 RHY – 68.8% ↑ 2,141 Nights – 115.0% ↑	70 RHY – 29.6% ↑ 3,156 Nights – 47.4% ↑	79 RHY – 12.9% ↑ 3,663 Nights – 16.1% ↑
Increase utilization of ongoing mental health care to 60%	36.0%	39.0%	67.1%	65.8%
Increase utilization to medical health care to 40%	18.8%	24.1%	15.7%	30.4%
Keep recidivism rate below 15%	9.4% – 4 RHY	13.0% rate – 7 RHY	15.7% rate – 11 RHY (undup) 34.3% rate – 24 RHY (dup)	30.4% rate – 24 RHY (undup) 38.0% rate – 30 RHY (dup)
<b>OGDEN DROP-IN SERVICES</b>				
Increase participation by 50% each year	322 Incidences	633 Incidences – 96.6% ↑	1,127 Incidences - 78.0% ↑	1,771 Incidences – 57.1% ↑
Increase utilization of mental/physical healthcare to 30%	15.0%	33.0%	3.5%	4.9%
<b>COMBINED SHELTER/DROP-IN SERVICES</b>				
Increase case management incidences by 30% per year	300 Incidences	342 Incidences – 14.0% ↑	743 Incidences – 119.2% ↑	1,028 Incidences – 38.4% ↑
Increase meal service by 40% per year	4,581 Meals	8,295 Meals – 81.1% ↑	8,241 Meals** – 0.7% ↓	9,369 Meals* – 13.7% ↑
Increase resource room access by 20% per year	248 Entries	410 Entries – 65.3% ↑	703 Entries – 71.5% ↑	818 Entries – 16.4% ↑
<b>NORTHERN UTAH STREET &amp; COMMUNITY OUTREACH</b>				
Increase street outreach efforts to 16 hours per week to locate youth (living in places not meant for habitation) in need of services	245 hours (6 hours/week)	624 hours – 154.7% ↑ (12 hours/week)	488 hours – 21.8% ↓ (9 hours/week)	825 hours – 69.1% ↑ (16 hours/week)
Increase street youth's drop-in utilization by 15% per year	0 Street Youth	8 Street Youth – 800% ↑	9 Street Youth – 12.5% ↑	11 Street Youth – 22.2% ↑
Identify and visit locations where youth congregate to create awareness of the available resources for RHY	25 sites	40 Sites – 60.0% ↑	25 sites – 0.0%	29 sites – 16.0% ↑
Implement National Safe Place Program and increase site locations by 30 sites in Weber County and surrounding counties by 40 sites	15 Weber Sites	15 Weber Sites – 0.0%*	19 Weber Sites – 26.7%* ↑	29 Weber Sites – 52.6%* ↑
Distribute 250 flyers each year about services	250 Flyers	498 Flyers – 99.2%* ↑*	2,996 Flyers – 12X*	18,126 Flyers – 505.0% ↑ (from 2017)
Increase number of schools and libraries in Northern Utah that distribute YF program information to youth at risk	11 Sites	14 Sites – 27.3%* ↑	14 Sites – 27.3%* ↑	14 Sites – 27.3%* ↑
Obtain a minimum of 2 signed MoUs with strategic partners each year	1 MOU (OUTreach Resource Centers)	1 MOU (Hope Clinic)	2 MOUs (Utah Harm Reduction, Ogden School District)	2 MOUs (Davis School District, Weber School District)

\*\*New tracking mechanism established for meal counts mid-year